








CONSTELLATION

CONSTELLATION QUARTZ 24 MM
Steel on steel

Caliber
1376

123.15.24.60.55.001

-  Quartz
-  Sapphire crystal
-  Anti-reflective treatment
-  Watch with diamond(s)
-  Water-Resistant to a relative pressure of 10 bar (100 metres/330 feet)



WATCH FUNCTIONS

The crown has 2 positions:

1. Normal position (wearing position): when the crown is positioned against the case, the crown ensures that the watch is water-resistant.

2. Time setting: hours – minutes. Pull the crown out to position 2. Turn the crown forwards or backwards. Push the crown back to position 1.

