









## CONSTELLATION

CONSTELLATION QUARTZ 24 MM

Steel - yellow gold on Steel - yellow gold

Caliber  
**1376**

123.20.24.60.57.001

-  Quartz
-  Sapphire crystal
-  Anti-reflective treatment
-  Gold 750‰ (18K)
-  Watch with diamond(s)
-  Water-Resistant to a relative pressure of 10 bar (100 metres/330 feet)



## WATCH FUNCTIONS

The crown has 2 positions:

**1. Normal position (wearing position):** when the crown is positioned against the case, the crown ensures that the watch is water-resistant.

**2. Time setting:** hours – minutes. Pull the crown out to position 2. Turn the crown forwards or backwards. Push the crown back to position 1.

