












## CONSTELLATION

CONSTELLATION CO-AXIAL 35 MM

Steel - yellow gold on Steel - yellow gold

Caliber  
**2500**

**123.20.35.20.58.001**

-  Co-Axial escapement
-  Automatic
-  Chronometer
-  Sapphire crystal
-  Anti-reflective treatment
-  Sapphire crystal case back
-  Gold 750‰ (18K)
-  Watch with diamond(s)
-  Water-Resistant to a relative pressure of 10 bar (100 metres/330 feet)



## WATCH FUNCTIONS

The crown has 3 positions:

**1. Normal position (wearing position):** when the crown is positioned against the case, the crown ensures that the watch is water-resistant.

**Occasional winding:** if the watch has not been worn for 48 hours or more, wind it up with the crown in position 1.

**2. Correcting the date:** pull the crown out to position 2, turn the crown backwards, then push the crown back to position 1.

*NB: date-setting is not recommended between 8 pm and 2 am.*

**3. Time setting:** hours – minutes – seconds. Pull the crown out to position 3. The seconds hand will stop. Turn the crown forwards or backwards. Synchronise the seconds by pushing the crown back to position 1 to coincide with a given time signal.

