



## SEAMASTER

BULLHEAD CO-AXIAL CHRONOGRAPH 43 X 43 MM

Steel on leather strap

Caliber  
**3113**

225.12.43.50.01.001

- Co-Axial escapement
- Automatic
- Chronometer
- Sapphire crystal
- Anti-reflective treatment on both sides
- Screw-in crown
- Limited Edition
- Water-Resistant to a relative pressure of 15 bar (150 metres/500 feet)



### WATCH FUNCTIONS

The crown has 3 positions:

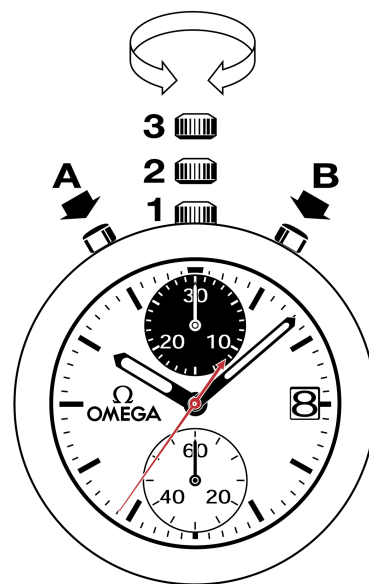
**1. Normal position (wearing position):** when the crown is positioned against the case, the crown ensures that the watch is water-resistant.

**Occasional winding:** if the watch has not been worn for 52 hours or more, wind it up with the crown in position 1.

**2. Correcting the date:** pull the crown out to position 2, turn the crown forwards, then push the crown back to position 1.

*NB: the date cannot be corrected between 8:30 pm and 1 am.*

**3. Time setting:** hours – minutes – seconds. Pull the crown out to position 3. The seconds hand will stop. Turn the crown forwards or backwards. Synchronise the seconds by pushing the crown back to position 1 to coincide with a given time signal.



Timing to 1/8 of a second for up to 12 hours.

*Note: resetting/zeroing of the sub dials must only be carried out after the chronograph has stopped.*

## FOLDOVER CLASPS

**Opening (fig. 1):** to open the clasp, press the two pushers on either side of the OMEGA buckle and pull upwards.

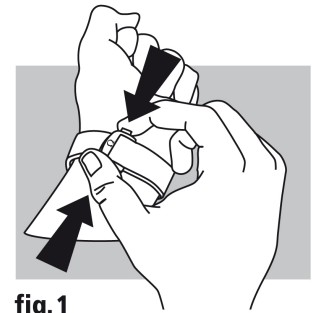


fig.1

**Closing (fig. 2):** put the watch on your wrist and close the clasp by pushing on it with your thumb until you hear a click. (fig. 2).

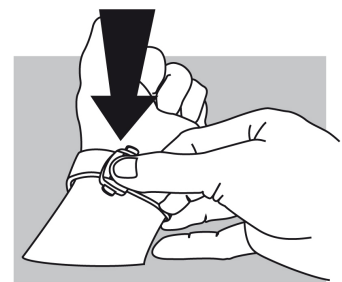


fig.2

**Adjusting the length (fig. 3):** free the longer section from the two slideways (A) and from the catch (B). Adjust the bracelet in the required direction and reinsert in the catch and the two slideways. Try the watch for size and readjust if necessary.

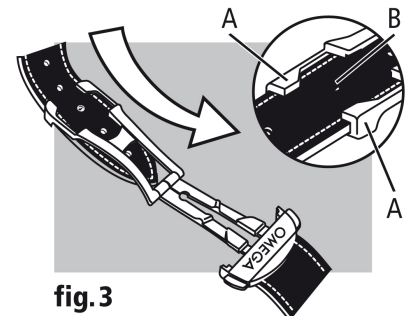


fig.3