



SEAMASTER

AQUA TERRA 150M OMEGA CO-AXIAL DAY-DATE 41.5 MM

Steel - red gold on leather strap

Caliber
8602

231.23.42.22.06.001

- Co-Axial escapement
- Si14 silicon balance spring
- Automatic
- Chronometer
- Day-Date
- Sapphire crystal
- Anti-reflective treatment on both sides
- Sapphire crystal case back
- Screw-in crown
- Gold 750‰ (18K)
- Water-Resistant to a relative pressure of 15 bar (150 metres/500 feet)



WATCH FUNCTIONS

The crown has 3 positions:

1. Normal position (wearing position): when the crown is positioned against the case, the crown ensures that the watch is water-resistant.

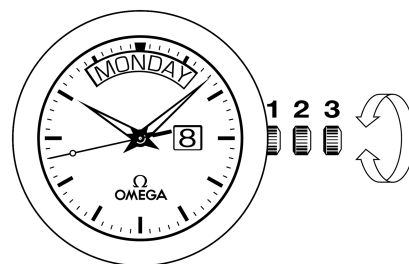
Occasional winding: if the watch has not been worn for 55 hours or more, wind it up with the crown in position 1.

2. Correcting the date: pull the crown out to position 2. Turn the crown forwards to change the date or backwards to change the day. Push the crown back to position 1.

NB: do not quit setting mode if the displays (day and date) are not properly centred in their windows.

3. Time setting: hours – minutes – seconds. Pull the crown out to position 3. The seconds hand will stop. Turn the crown forwards or backwards. Synchronise the seconds by pushing the crown back to position 1 to coincide with a given time signal.

NB: when setting the day and date backwards in setting mode, it is necessary to go back to 2 pm to ensure that the day and date change at the right time.



FOLDOVER CLASPS

Opening (fig. 1): to open the clasp, press the two pushers on either side of the OMEGA buckle and pull upwards.




fig.1

Closing (fig. 2): put the watch on your wrist and close the clasp by pushing on it with your thumb until you hear a click. (fig. 2).

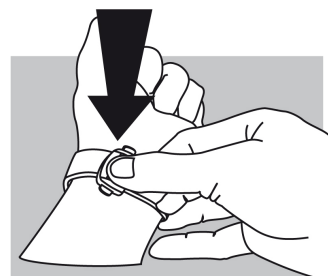


fig.2

Adjusting the length (fig. 3): free the longer section from the two slideways (A) and from the catch (B). Adjust the bracelet in the required direction and reinsert in the catch and the two slideways. Try the watch for size and readjust if necessary.

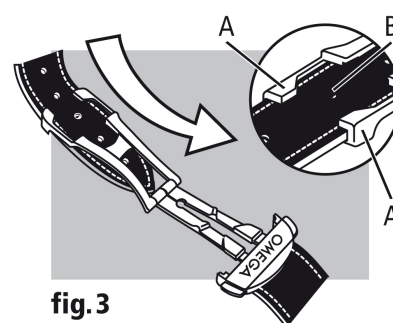


fig.3