














SEAMASTER

AQUA TERRA 150M OMEGA CO-AXIAL DAY-DATE 41.5 MM

Red gold on red gold

Caliber
8612

231.50.42.22.02.001

-  Co-Axial escapement
-  Si14 silicon balance spring
-  Automatic
-  Chronometer
-  Day-Date
-  Sapphire crystal
-  Anti-reflective treatment on both sides
-  Sapphire crystal case back
-  Screw-in crown
-  Gold 750‰ (18K)
-  Water-Resistant to a relative pressure of 15 bar (150 metres/500 feet)



WATCH FUNCTIONS

The crown has 3 positions:

1. Normal position (wearing position): when the crown is positioned against the case, the crown ensures that the watch is water-resistant.

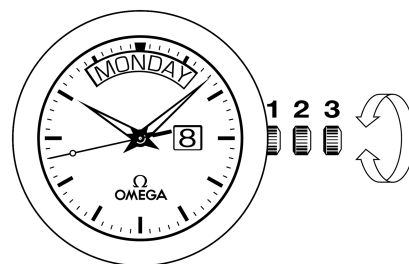
Occasional winding: if the watch has not been worn for 55 hours or more, wind it up with the crown in position 1.

2. Correcting the date: pull the crown out to position 2. Turn the crown forwards to change the date or backwards to change the day. Push the crown back to position 1.

NB: do not quit setting mode if the displays (day and date) are not properly centred in their windows.

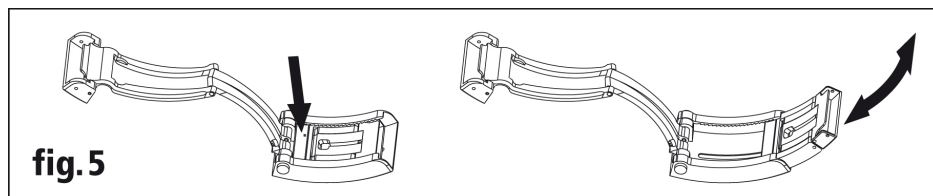
3. Time setting: hours – minutes – seconds. Pull the crown out to position 3. The seconds hand will stop. Turn the crown forwards or backwards. Synchronise the seconds by pushing the crown back to position 1 to coincide with a given time signal.

NB: when setting the day and date backwards in setting mode, it is necessary to go back to 2 pm to ensure that the day and date change at the right time.



FOLDOVER CLASPS

Using the fine length adjuster (fig. 5)



Using the diving extension (fig. 6)

Note: to fold the diving extension away, it is important to proceed according to fig. 6.2 (with the diving extension perpendicular to the cover of the clasp).

