











SPEEDMASTER


MOONWATCH ANNIVERSARY LIMITED SERIES

Steel on coated nylon fabric strap

Caliber
1861

311.32.42.30.04.003

-  Ceramic bezel
-  Manual
-  Tachymeter
-  Sapphire crystal
-  Anti-reflective treatment on both sides
-  Sapphire crystal case back
-  Limited Edition
-  Water-Resistant to a relative pressure of 5 bar (50 metres/167 feet)



WATCH FUNCTIONS

The crown has 2 positions:

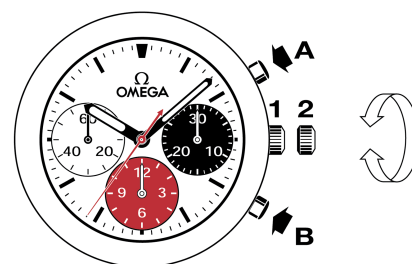
1. Normal position (wearing position): when the crown is positioned against the case, the crown ensures that the watch is water-resistant.

Winding: turn the crown forwards until it stops (DO NOT OVERWIND).

Note: do not wind the watch more often than is necessary. For a watch that is worn all the time, a single winding each day will ensure that it functions correctly.

2. Time setting: hours – minutes – seconds. Pull the crown out to position 2. Turn the crown forwards or backwards. Synchronise the seconds by pushing the crown back to position 1 to coincide with a given time signal.

Note: The calibre does not have a 'stop second' mechanism. To synchronise, the crown should be gently turned backwards and pressure maintained to stop the seconds hand. Release when the display corresponds to the timing signal and push crown back to position 1.



Timing to 1/6 of a second for up to 12 hours.

TACHYMETRIC SCALES

The desired information is read between the central seconds hand of the chronograph and the corresponding scale, over a maximum duration of 60 seconds.

Example: calculating the speed of a car.

Record the time the car takes to cover a distance of 1 kilometre. Read off the tachymetric scale the speed indicated by the central seconds hand. In this case, the car is travelling at 120 km/h.

