











## DE VILLE

PRESTIGE CO-AXIAL 32.7 MM

Yellow gold on yellow gold

Caliber  
**2500**

**424.55.33.20.55.005**

-  Co-Axial escapement
-  Automatic
-  Chronometer
-  Sapphire crystal
-  Anti-reflective treatment on both sides
-  Gold 750‰ (18K)
-  Watch with diamond(s)
-  Water-Resistant to a relative pressure of 3 bar (30 metres/100 feet)



## WATCH FUNCTIONS

The crown has 3 positions:

**1. Normal position (wearing position):** when the crown is positioned against the case, the crown ensures that the watch is water-resistant.

**Occasional winding:** if the watch has not been worn for 48 hours or more, wind it up with the crown in position 1.

**2. Correcting the date:** pull the crown out to position 2, turn the crown backwards, then push the crown back to position 1.

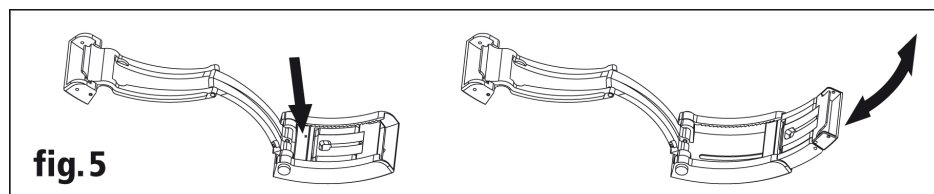
*NB: date-setting is not recommended between 8 pm and 2 am.*

**3. Time setting:** hours – minutes – seconds. Pull the crown out to position 3. The seconds hand will stop. Turn the crown forwards or backwards. Synchronise the seconds by pushing the crown back to position 1 to coincide with a given time signal.



## FOLDOVER CLASPS

Using the fine length adjuster (fig. 5)



### Using the diving extension (fig. 6)

*Note: to fold the diving extension away, it is important to proceed according to fig. 6.2 (with the diving extension perpendicular to the cover of the clasp).*

